

**FEI FORMS**  
**Endurance Results**



Fédération  
Équestre  
Internationale

## Contents

Introduction .....	3
Logging In .....	4
Downloading Results Form .....	5
Opening the Results Form .....	7
Importing Results from an Excel Document .....	8
Filling in the Results Form .....	9
Submitting Results .....	12

## Introduction

The FEI IT department are very pleased to announce the launch of FEI Forms, a new online interface to upload Event Results.

The aim of FEI Forms, is to be able to upload all Endurance Event Results directly, without sending the Official FEI Excel Results Form via email.

The second aim is to simplify the process and that this platform can be used in all situations, with or without an internet connection.

All results will need a corresponding accepted entry in the FEI Entry System in order to be valid.

An internet connection is necessary to download the results form and to submit the results form.

Below you will find guidelines on how to use FEI Forms and how to submit these results to the FEI.

Please Note: all screenshots are displayed as examples only.

Should you have any questions or difficulties with the FEI Forms platform, please don't hesitate to contact the FEI: [usersupport@fei.org](mailto:usersupport@fei.org) or +41 21 310 47 47.

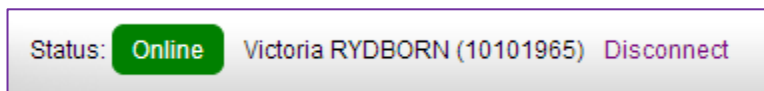
## Logging In

Go to: <http://forms.fei.org>

Enter your user name and password

- All National Federation Result Admin will have access
- All Organising Committees will have access

In the top right corner of your screen it will have your name, followed by your FEI ID number, and the word **'Online'**.



You can log in to "forms.fei.org" even without an internet connection, it will then say **'Offline'** in the top right hand corner of your screen.

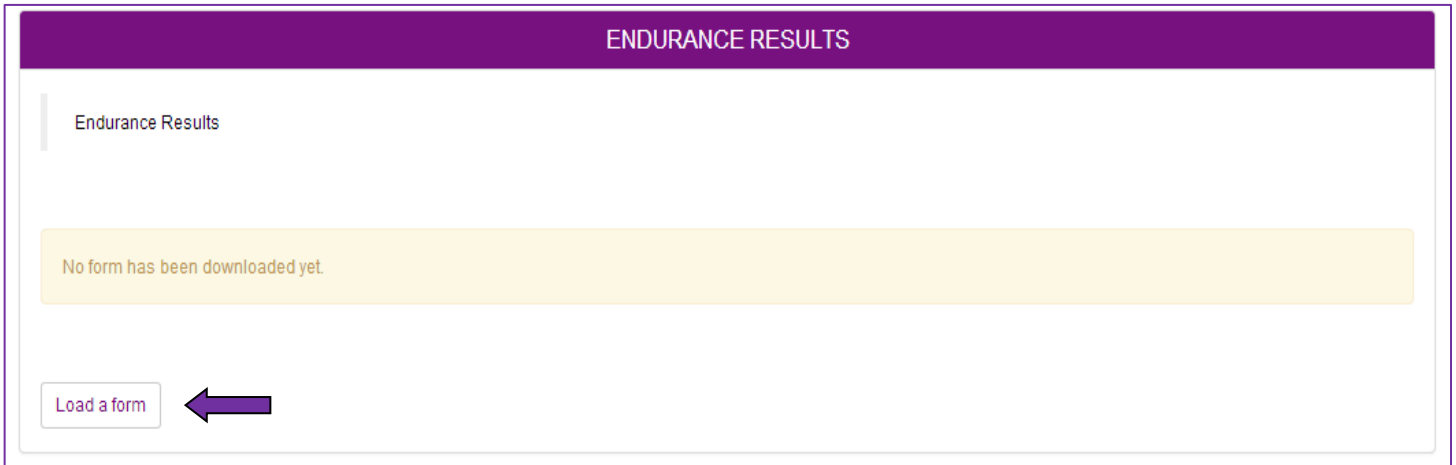
**Please Note:** you cannot download any results form when **'Offline'** you can only work on forms that you have already downloaded when **'Online'**.

If you have not got the necessary access, or have problems logging into FEI Forms, please contact: [usersupport@fei.org](mailto:usersupport@fei.org)

## Downloading Results Form

Once logged in and **'Online'** you can download the relevant results form(s).

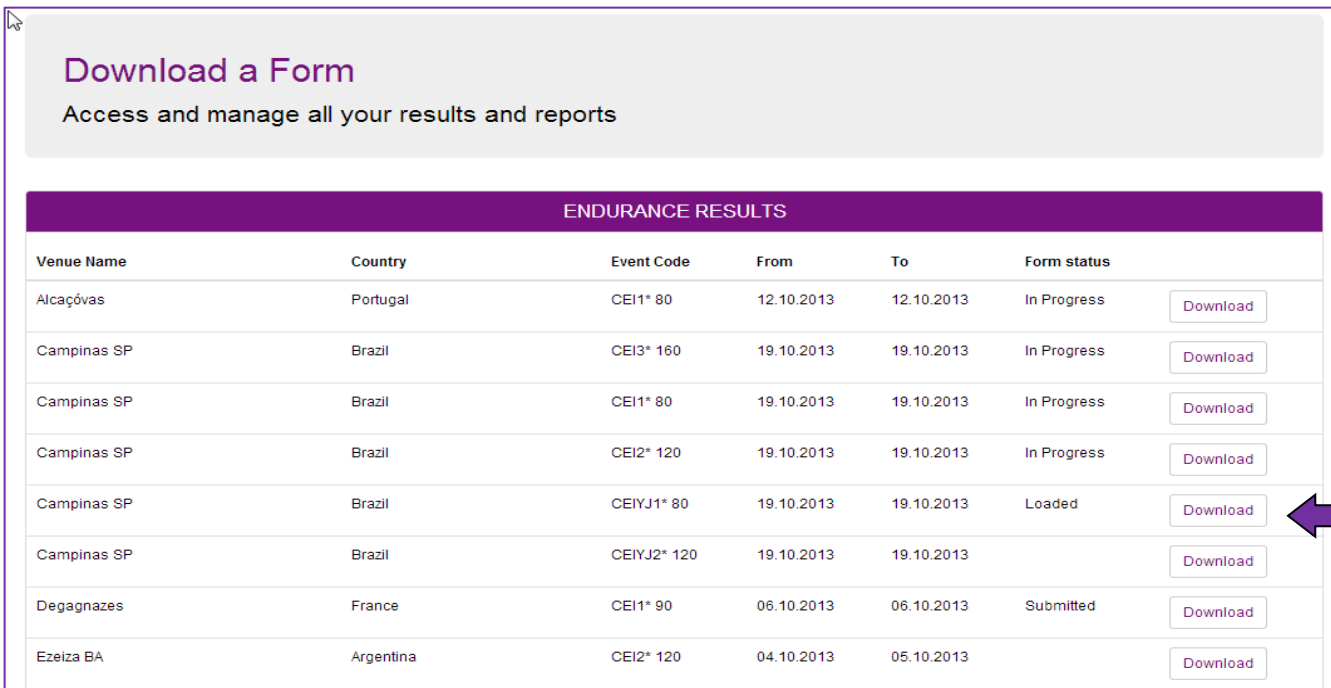
Under the "Endurance Results" section at the bottom left of the page please select **"Load a Form"**



This will open the "Download a Form" page.

Find your relevant event and click on **"Download"**

- o **Please Note:** if you are not able to find the event you are looking for, please contact the FEI: [usersupport@fei.org](mailto:usersupport@fei.org)



This will download the relevant results form to your computer and you will arrive on your "Endurance Results" homepage.

It will be marked under 'Form status' that your results form is loaded on your computer.

ENDURANCE RESULTS								
Endurance Results								
Venue Name	Country	Event Code	From	To	Assignment	Form loaded	Form status	
Trinidad	Uruguay	CEI1* 80	28.02.2014	02.03.2014		06.03.2014	Loaded	Action ▾
Trinidad	Uruguay	CEI2* 120	28.02.2014	02.03.2014		06.03.2014	Loaded	Action ▾
Trinidad	Uruguay	CEI3* 160	28.02.2014	02.03.2014		06.03.2014	Loaded	Action ▾
Trinidad	Uruguay	CEIYJ1* 80	28.02.2014	02.03.2014		06.03.2014	Loaded	Action ▾
Trinidad	Uruguay	CEIYJ2* 120	28.02.2014	02.03.2014		06.03.2014	Loaded	Action ▾

Load a form

You can then repeat the process for all the Events you need results forms for, by re-clicking on "Load a Form."

**Please Note:** The download option will only be available once the Last Date of Substitution/Closing time has passed, (1 hour before first Vet Inspection) meaning that all Entries are up to date and correct.

Your page will then show all the events you have downloaded the results forms for.

**IMPORTANT:** Once you have clicked on download, these results forms are automatically saved on your FEI Forms Profile. This means you can go 'Offline' and still be able to fill out your results; e.g. if you have not got an internet connection at the event venue.

## Opening the Results Form

This can be done **'Online'** or **'Offline'**.

Choose your relevant event and click on **"Open Form"** from the **"action"** drop down list.

Trinidad Uruguay CEIJ2\* 120 28.02.2014 02.03.2014 06.03.2014 Loaded

Load a form

Action ▾

- Open Form
- Submit
- Delete from device

If you have perhaps downloaded the incorrect form, you can delete it from your list.

The results form will open.

CEIJ2\* 120 / Results
Endurance Results Trinidad, CEIJ2\* 120, 28.02.2014

### EVENT INFORMATION

**Trinidad (URU)**  
 CEIJ2\* 120 (2)  
 From 28.02.2014 to 02.03.2014  
 Athletes' age : min. 14 max. 21 ; Horses' age : min. 6 max. 99

### COMPETITION INFORMATION

Name: CEIJ2\* 120  
 Code: 2014\_CL\_1317\_E\_YJ\_02\_01

Results											
Pos	Status	Bib #	Athlete & Horse	FEI ID	Horse Inspection	Phase 1 (33km)	Phase 2 (28km)	Final (19km)	Avg	Total	Prize Money 0 CHF
-	-	<input type="checkbox"/>	BASOMBRIO MANUELA (ARG) LR ALI	10042271 103GI96	Passed	Time Speed	Time Speed	Time Speed			Prize
-	-	<input type="checkbox"/>	ROLT JOSEFINA (ARG) LP DUENDE	10083644 104EA62	Passed	Time Speed	Time Speed	Time Speed			Prize
-	-	<input type="checkbox"/>	GOÑI CAROLINA (URU) HH CIABU	10065403 104DN87	Passed	Time Speed	Time Speed	Time Speed			Prize

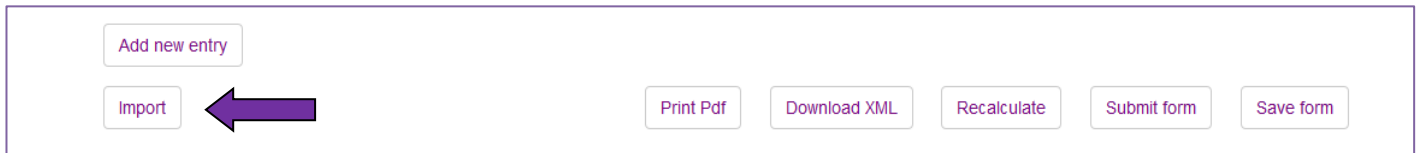
You will find information about the event and the competition at the top.

The form is already pre-set to the specifications of the event:

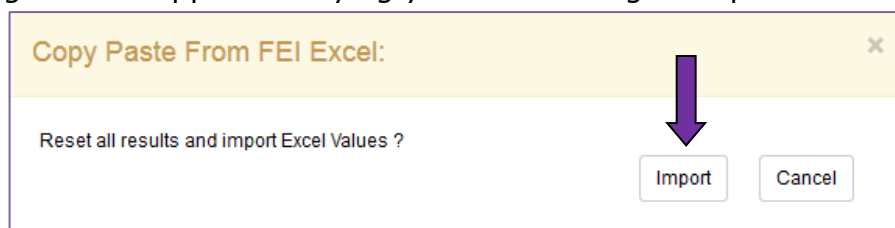
- how many vet gates there are/distance of the course
- number and name of athlete/horse combinations
- FEI ID's of athletes and horses

## Importing Results from an Excel Document

If you have already entered the results into our FEI Official Excel Results form, you can import this, by clicking on **Import** at the bottom of the page.

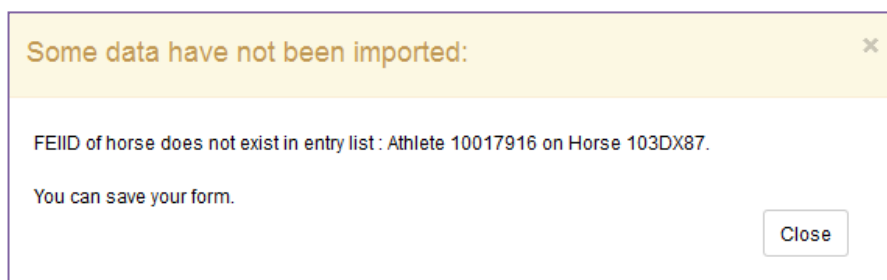


- Open your FEI Excel results sheet, make sure there are no hidden columns.
- Verify your Excel is correct, with all elimination codes correctly written
- Codes accepted are: WD, RET, ME, GA, ME TR, GA+ME, GA+ME TR, CI, MI, OT, FTC
- Leave all cells empty where there should be no data
- Make sure that "IsWNominated" and "Best Condition" is filled out
- Copy and paste your Excel spreadsheet data (including column titles) into the box
- A warning box will appear verifying you are wanting to import:

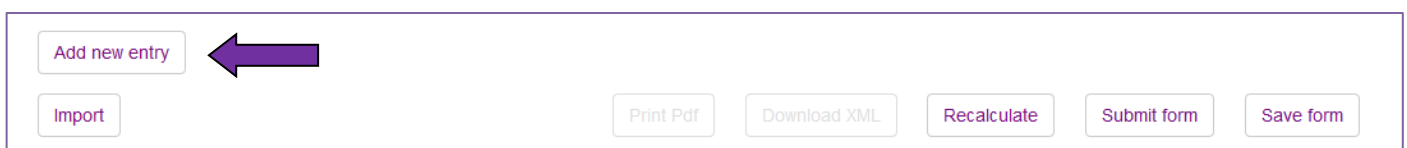


Your results and data will automatically be placed into the results form, verify it is correct.

If you receive the following warning, this means that the following combination was not entered through the FEI Entry System:



You can manually add the missing entries by choosing the "Add New Entry" button at the bottom of the page and filling in the FEI ID of athlete and horse and then the result data.



You can now submit the results. Please refer to page **12** of this document.



## Filling in the Results Form

**Bib#:** enter the bib number of the athlete/horse combination. (If applicable, not compulsory)

**Athlete and Horse:** these names will already be on the form.  
This information comes directly from the FEI Entry system.

**FEI ID:** these numbers will already be on the form.  
This information comes directly from the FEI Entry System.

**Horse inspection:** This is the first Vet Inspection.

- choose from the drop down list of options:
  - Please Note: an option has to be selected.**
  - Passed - there is no problem and Athlete/Horse can start competition
  - Lamé (Irregular Gait)
  - Metabolic
  - Lamé (Irregular Gait) and Metabolic
  - Minor Injury
  - Withdrawn – this entry withdrew at the vet inspection
  - Not Participated – if this entry was not present at the event

### Phase 1:

- In the first box, enter the time it took the combination to arrive at the first vet gate
  - Input only the numbers - the system will put it in the correct format (hh:mm:ss)
- The box underneath is the Average Speed of the combination
  - The average speed should have a decimal point in it, e.g. 15.56
- Then you select an option from the drop down list:
  - Please Note: an option has to be selected.**
  - Qualified – combination passes the vet gate and can continue to next phase
  - Lamé (Irregular Gait)
  - Minor Injury
  - Catastrophic Injury
  - Metabolic
  - Metabolic requiring **invasive** treatment
  - Lamé (Irregular Gait) and Metabolic
  - Lamé (Irregular Gait) and Metabolic requiring **invasive** treatment
  - Out of Time
  - Retired – athlete decides to stop/pull out of competition
  - Failed to Complete

**Please Note:** If Horse/Athlete does not qualify for any of the above reasons, no more results can be entered for this combination.

**Phase 2:**

- This is a repeat of Phase 1

**Please Note:** there can be up to 5 phases in regards to the length of the course, repeat phase 1 for each phase.

**Help Tip: Pressing the 'Tab' button on the computer automatically puts the "qualified" rank in the drop down list.**

**Final:**

- In the first box, enter the time it took the combination to arrive at the final vet gate.
- The box underneath is the Average Speed of the combination
- Then you select an option from the drop down list:

**Please Note: an option has to be selected.**

- Finished - if the combination passes the final Vet Inspection and therefore finishes the competition.
- Lamé (Irregular Gait)
- Minor Injury
- Catastrophic Injury
- Metabolic
- Metabolic requiring **invasive** treatment
- Lamé (Irregular Gait) and Metabolic
- Lamé (Irregular Gait) and Metabolic requiring **invasive** treatment
- Out of Time
- Retired – athlete decides to stop/pull out of competition
- Failed to Complete

The Average overall speed and the Total time will be calculated automatically.

**Prize Money:**

- Enter the allocated prize money for each athlete (if applicable, not compulsory)

**Please Note:** If there are any disqualifications in the results, please us the correct elimination code and then send an email to [victoria.rydborn@fei.org](mailto:victoria.rydborn@fei.org) and [marc.chovelon@fei.org](mailto:marc.chovelon@fei.org) containing the reason for the disqualification and any reports necessary.

## Best Condition:

- On certain competitions there is the possibility to award Best Condition status.
- This is done by ticking the box underneath the relevant Athlete/Horse.

1	R	12	LIAUTARD AUDREY (FRA) TYRWA DE CARDABEL	10072350 104CA72	Passed	00:23:45 23	00:12:12 12	00:23:23 23	19.33	00:59:20
			<input checked="" type="checkbox"/> Best Condition							
				Qualified			Qualific		Finished	

After you have entered all the necessary information into the results form, you click on **"Recalculate"** at the bottom of the page, and this will calculate the rankings and finalise the total times and average speed of the combinations.

↓

Import	Print Pdf	Download XML	Recalculate	Submit form	Save form
--------	-----------	--------------	-------------	-------------	-----------

This button can be pressed at any time whilst inputting the results.

You can **"Save"** the form at any time. All information added will rest on the results form.

- You can log out/in and continue inputting results or update the results.

↓

Import	Print Pdf	Download XML	Recalculate	Submit form	Save form
--------	-----------	--------------	-------------	-------------	-----------

If you need to fill out more than one event results form before submitting, e.g. when you are working **'Offline'**, you go back to your FEI Forms Homepage, by clicking on FEI Forms.

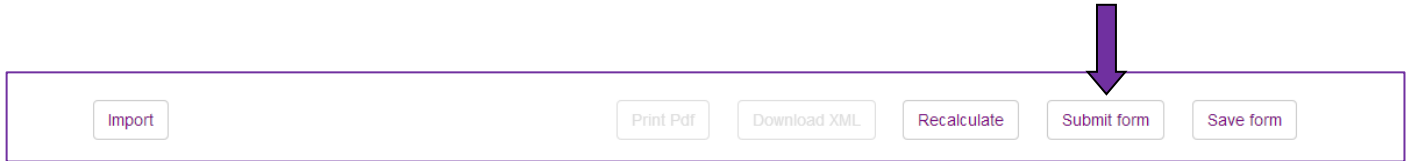
FEI Forms		Status: <span style="background-color: green; color: white;">Online</span> Victoria RYDBORN (10101965) Disconnect
Admin List	Form List	Results

Here you have an overview of all your downloaded Endurance Results Forms.

From here you repeat the results process above.

## Submitting Results

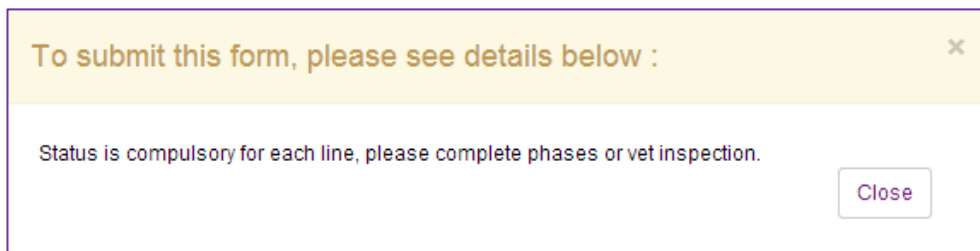
Once your result form is filled in and you have verified everything, you click on "Submit Form".



- **Please Note:** an internet connection is necessary for this.
- You can only "Submit Form" if you are 'Online'
- Once submitted, results cannot be changed

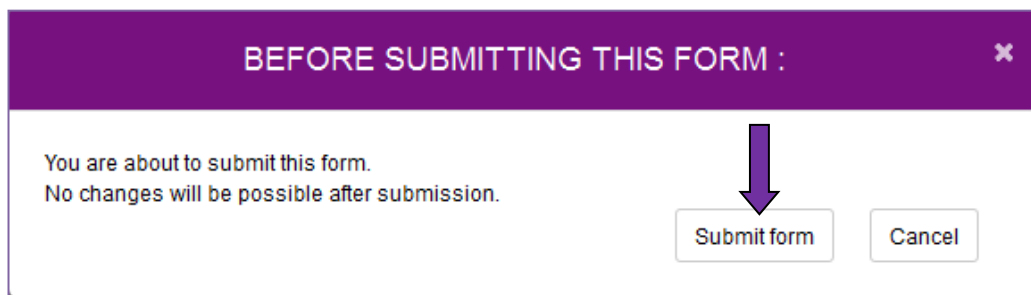
If there is any information missing, you will receive a warning message with the relevant section that needs to be filled in.

- For example:

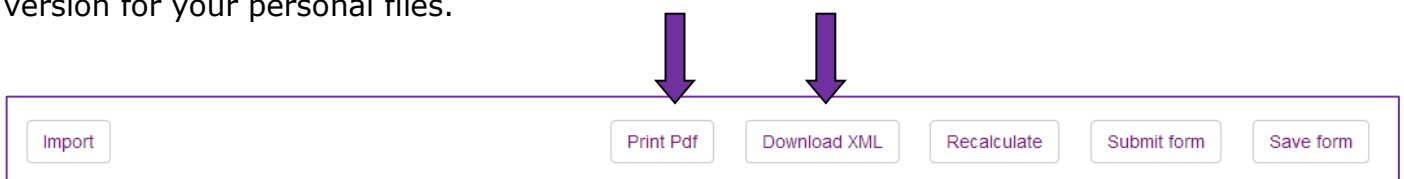


These errors will have to be corrected before being able to submit.

If there are no problems you will receive a verification message when you click "Submit Form," this is a final confirmation, as no changes can be made after this.



After you have submitted your results form, you can a "Print PDF" version or "Download XML" version for your personal files.



If you are working '**Online**' you can "submit" each results form as you go along, or you can do them all at the end from your FEI Forms Homepage.

When working '**Offline**', you can enter all the results and save your forms, and then when an internet connection is available, go to your Endurance Results Home Page and submit the forms from the action tab.

Trinidad	Uruguay	CEIYJ2* 120	28.02.2014	02.03.2014	06.03.2014	Loaded	Action ▾
----------	---------	-------------	------------	------------	------------	--------	----------

Load a form

Open Form  
Submit  
Delete from device

Once you have submitted your Form(s), the FEI will verify the results and then validate them on the FEI Database.

Should you have any questions or difficulties with the FEI Forms platform, please don't hesitate to contact the FEI: [usersupport@fei.org](mailto:usersupport@fei.org) or +41 21 310 47 47.